

Coffee & Curriculum



Thursday,
April 25th

7:45am
TO
8:45am

We Welcome You!

PURPOSE:



- to gain an understanding of what your child will be learning for the remainder of the quarter
- to learn some strategies to help your child with EOG test-taking skills by experiencing “mock EOG test items.”

Reading and Math Released EOG Practice Links

http://www.ncpublicschools.org/docs/accountability/testing/release_dforms/g4elapp.pdf

http://www.ncpublicschools.org/docs/accountability/testing/release_dforms/g4mathpp.pdf

What's Left...4th grade READING

Analyzing Events

Comparing First and Secondhand Accounts
of the same event

Finding the meaning of Unknown words

Analyzing Characters and how their actions
contribute to the Theme

Determine the Theme and Summarizing a text

Writing a Literary Essay



What's Left...4th grade Language

Use context clues to find the meaning of unknown words and multiple meaning words


Synonyms and Antonyms

Figurative language: Similes, Metaphors


Idioms, Proverbs and Adages

Relative Pronouns (who, whose, whom, which, that)

Relative adverbs (where, when, why)



What's Left...4th grade MATH



Geometry

- Parallel, Intersecting, Perpendicular Lines
- Symmetry
- Angles (Identifying Types and Measuring)
- Classifying Triangles and other Polygons

Measurement

- Metric System (Length, Capacity, Mass, Weight,

Overall Problem Solving

- Single and Multi-step

UNWRAP Strategies for Reading and Math

(Please see your handout.)



U Underline the title or question.

N Number the paragraphs or
Notice the **N**umbers.

W Walk through the questions or
Write an equation/model for
solving.

R Read the text or questions
1st time for fun and 2nd time to
annotate) Reread if needed.

A Answer the questions and
eliminate the wrong answers or
Answer the question by solving
the problem and then Ask myself,
“Is my solution reasonable?”

P Prove my answer by going back
into the text or Prove my answer
by checking my work with a
different strategy.



Looking ahead and preparing for those EOG's!

4th grade's EOG Breakdown- Literacy

RL (Reading for Literature) # of Items	L (Language) # of Items	RI (Reading for Informational Text) # of Items
RL.1 4-6	L.4a 5-7	RI.1 3-6
RL.2 1-4	L.5a 2-4	RI.2 3-4
RL.3 2-4		RI.3 4-5
RL.4 2-5		RI.4 2-3
		RI.5 2-3
		RI.7 0-5
		RI.8 1-4



Reading Passage Practice Assessment

1. Please read the following the text *Crash Coogan* and answer the questions.
2. Remember to select the best answer by darkening the circle that best matches your letter choice.
3. Remember to use your UNWRAP strategies to help you.
4. You will have _____ minutes to complete this task.



Looking ahead and preparing for those EOG's!

4th grade's EOG Breakdown-Math

Operations and Algebraic Thinking	14-18%
Number and Operations in Base Ten	25-29%
Number and Operations-Fractions	30-34%
Measurement and Data, Geometry	23-27%

UNWRAP Strategies for Reading and Math

(Please see your handout.)



U Underline the title or question.

N Number the paragraphs or
Notice the **N**umbers.

W Walk through the questions or
Write an equation/model for
solving.

R Read the text or questions
1st time for fun and 2nd time to
annotate) Reread if needed.

A Answer the questions and
eliminate the wrong answers or
Answer the question by solving
the problem and then Ask myself,
“Is my solution reasonable?”

P Prove my answer by going back
into the text or Prove my answer
by checking my work with a
different strategy.




Math Practice Assessment

1. Please solve the following problems.
2. 2 Calculator ACTIVE and 2 Calculator INACTIVE
3. Remember to select the best answer by darkening the circle that best matches your letter choice.
4. Remember to use your UNWRAP strategies to help you.
5. You will have _____ minutes to complete this task.

Struggle



Time



What is “Struggle Time”?

- **When you get stuck**
- **When real learning happens**
- **The first part of “Work Time”**
- **When the teacher won't help...yet**

What do you do when you struggle?

- **Stay calm. Be positive!**
- **Look ahead to the next problem.**
- **Do one part at a time.**
- **Use resources (notes, anchor charts, etc.)**
- **Talk with classmates**

What do you NOT do?

- Pout or cry
- Run away: restroom, water, nurse
- Just sit there



Thank you for
your time.

Any questions?

